

A young child with blonde hair is sitting on a couch, reading a book. The child is wearing a light-colored, short-sleeved shirt. The background is a soft, out-of-focus interior setting with a white pillow and a grey couch. The text is overlaid on a semi-transparent dark grey rectangle.

Teach your child to read

Pamela Lim

Nov 9 and Nov 10 (9 a.m. to 12 noon)

Agenda

- Day 1
 - The importance of the reading word
 - Different methods of learning to read
 - Pamela's 10 stages of reading
 - The first six stages of reading
- Day 2
 - Learning hierarchy
 - The last four stages of reading
 - Practical Aspects
 - Motivation for reading
 - Reading Lists



Introduction

9:00 – 9:15



Introduction

- Who am I?
- Teaching Team
- Logistics and Courtesy
- Why the course?
- Scope of course



Who Am I?

Mother, Entrepreneur, Educator

- Mother of 5
- First and only Singaporean to do a Nasdaq-SGX level 1 listing in 1999
 - I owned 53.8% of the company, valued at \$1b at IPO
 - Awarded Entrepreneur of the Year consecutively for 1999, 2000, 2001
 - Award winning inventor in Asia in 1999
- CEO of iQB – Island-wide Non-transit ezlink Transactions
 - UnionPay Opportunity
- Full-time university faculty in entrepreneurship and technology
 - On dean's list every semester I taught
 - Investor and mentor to hundreds of entrepreneurs
 - Founded and Pioneered entrepreneurial center across 4 universities
- Founded educational institutions
 - All Gifted High School
 - Cambridge Institute of Communication Arts



Japher Lim
Teaching Assistant





Cambodia

The background of the slide is a colorful illustration of a library. It features several rows of bookshelves filled with books of various colors, including red, orange, yellow, green, blue, and purple. In the foreground, there are three grey silhouettes of children. On the left, a boy stands holding a large open book. In the center, a boy is sitting on the floor, also reading a large open book. On the right, a girl stands holding a large open book. The overall scene is bright and positive, emphasizing the importance of reading.

Importance of the Reading Word


- Develops the mind
- Discovers new things
- Develops imagination
- Build creativity

The background of the slide is a colorful illustration of a library with bookshelves filled with books. The books are arranged in rows and colored in a gradient from red at the top to purple at the bottom. In the foreground, there are three grey silhouettes: a boy on the left holding a book, a girl on the right holding a book, and a baby in the center sitting on the floor reading a book.

Why Teach Babies to Read

1-1 Discussion

What can babies learn in a year?



Growth of the brain in the first six years

1-1 Discussion

What can babies learn in a year?



BRAIN BUILDERS



Consequence of not teaching
a baby to read

How do we teach people to read?

Language Writing Systems

Symbols
Pictorial



Letters
Phonetical



4 Ways of Learning Phonetical Language

- Phonics
 - Learning the breakdown of words
 - Not suitable for very young children
- Whole Word
 - Look and say – depends on child's ability to
 - Fastest and facilitates comprehension
- Language Experience
 - Learn familiar words
 - Early primary school years
- Context Support
 - Older reading children
 - Read according to interests

How to learn a Pictorial Language

1-1 Discussion

Visual Memorization



How we learn/Learning Styles



Pamela's Reading Methodology

Using visual memorization to teach reading in any language

What is Dyslexia?

“characteristic features of dyslexia are difficulties in phonological awareness, verbal memory and processing speed” ~ Ministry of Education, Singapore, November 2011

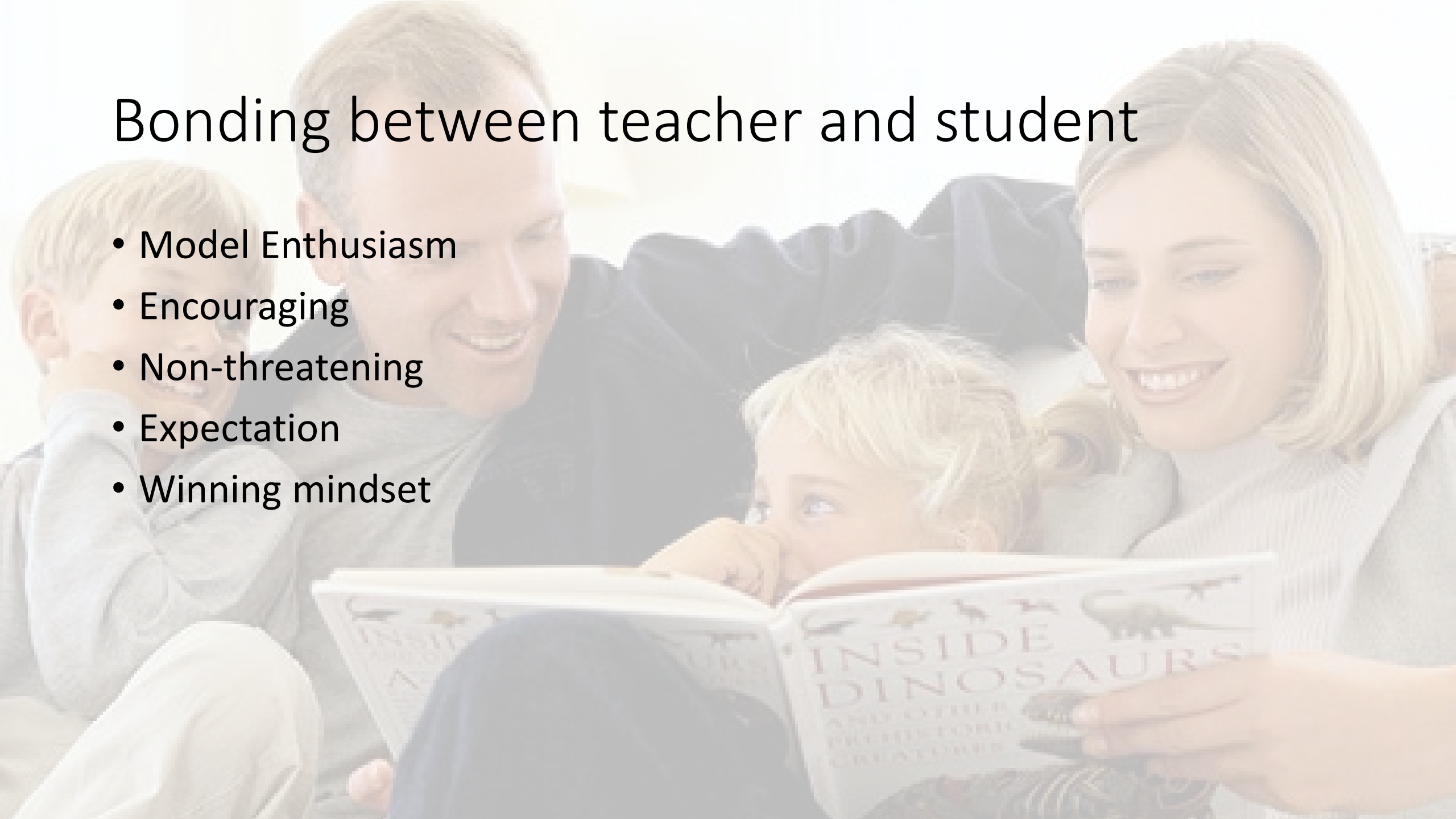
“characterized by difficulties with accurate and/or fluent word recognition and by poor spelling and decoding abilities.” ~ Adopted by the IDA Board of Directors, Nov. 12, 2002

Pamela's 10 Stages of Learning to Read

- Bonding between Teacher and Child
- Conducive Environment
- Training the Visual Pathways
- Recognizing symbols and meanings
- Read-to-me
- Visual recognition
- Independent Reading
- Reading for purpose
- Reading for pleasure
- Reading for academic reasons

Bonding between teacher and student

- Model Enthusiasm
- Encouraging
- Non-threatening
- Expectation
- Winning mindset



Building Interests and Awareness

- Never tired, never hungry
- Quiet place
- Never bore the child
- Never test
- Frequent
- Attitude towards books
- Stop before child wants



Training Visual Pathways

A hand holding a magnifying glass over a landscape, symbolizing visual training. The background is a soft-focus image of a hand holding a magnifying glass over a landscape, with the magnifying glass focusing on a small area of the landscape.

- Vision at 0 – 3 months
 - 8 inches from the face to several feet
 - Black, white and grey the 1st 3 months
 - First color they see: Red
- Visual stimulation with toys and surroundings
- Balancing near and far vision
- Audio pathway stimulation
 - Songs and words

Recognizing Symbols and Words

- Learning to see words
- Understanding the meaning of words
 - Exposure to words and symbols
- Relating symbols to words

A man and a young girl are sitting together, reading a book. The man is on the left, wearing a blue and white checkered shirt over a blue polo shirt. The girl is on the right, wearing a white and blue striped sleeveless top. They are both looking down at the book, which is open and held by the girl. The background is a bright, out-of-focus indoor setting with large windows. The text "Read to me stage" is overlaid in the center of the image in a large, black, sans-serif font. Below it, the question "How do you read to your child?" is written in a smaller, black, sans-serif font.

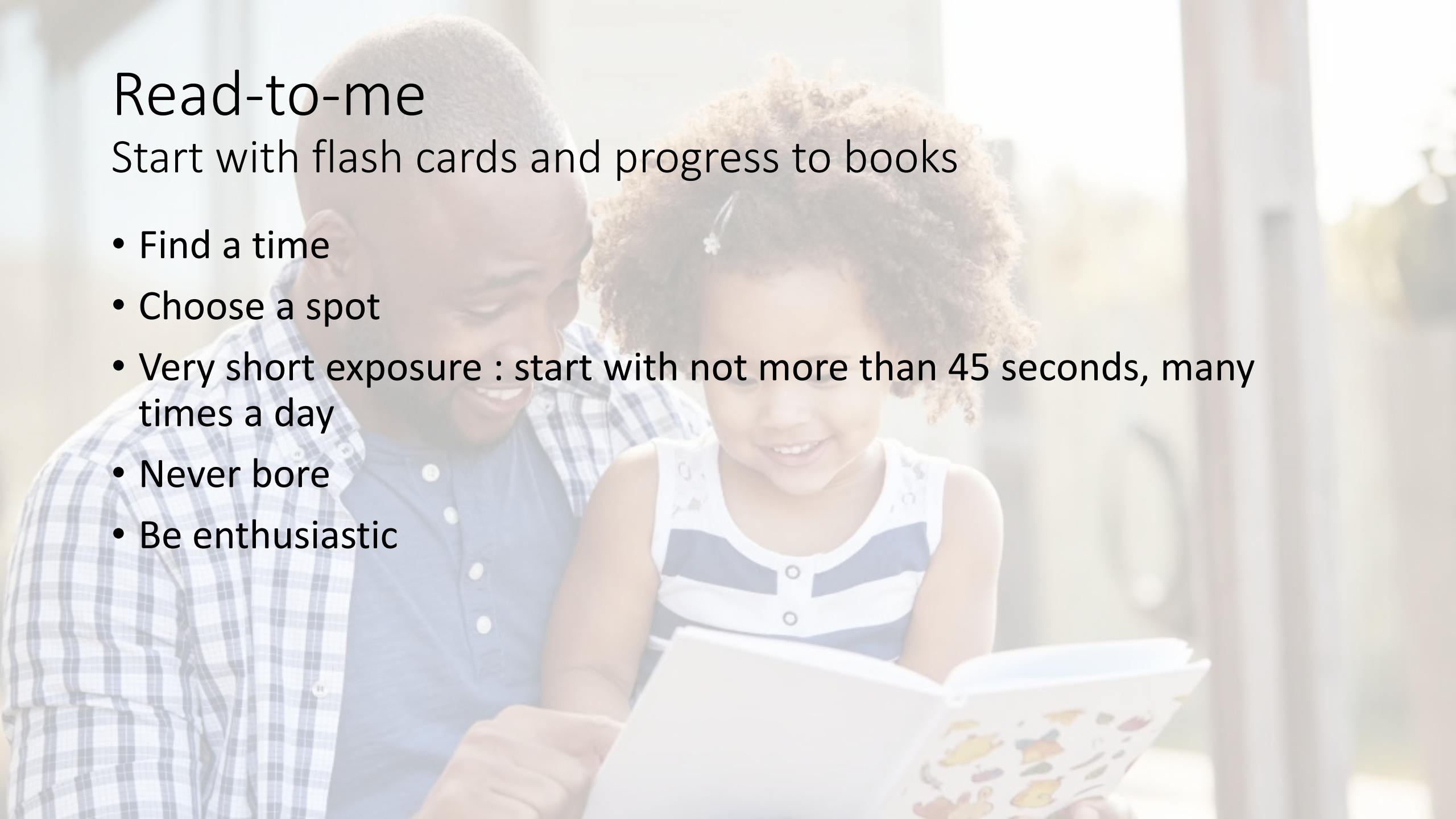
Read to me stage

How do you read to your child?

Read-to-me

Start with flash cards and progress to books

- Find a time
- Choose a spot
- Very short exposure : start with not more than 45 seconds, many times a day
- Never bore
- Be enthusiastic





0 – 3 months old

What should be on the flash cards

1-1 Discussion



3 months Onwards

1-1 Discussion

Progression Techniques

- Single Words
- Couplets
- Sentences
- Paragraphs




What are the first words to teach?

1-1 Discussion

slāb

Environment Influence

A young boy in a blue shirt is using a magnifying glass to examine a tree trunk. An adult in a red shirt is leaning in to assist him, and another child in a blue shirt is looking on. The scene is outdoors, and the image has a soft, slightly faded overlay.

- Distractions
- Trial and Error
- Child's Gifts
- Filling with Muchness
- Interests and Breadth

A photograph of children exploring a tree trunk. One child in the foreground is using a magnifying glass to examine the bark. Other children are visible in the background, also looking at the tree. The image is semi-transparent, serving as a background for the text.

Frequency, Consistency and Intensity



What is giftedness?

1-1 Discussion

You cannot change how gifted your child is, but you can multiply what they have

A close-up shot of a man with a well-groomed beard and short dark hair, wearing a light blue button-down shirt. He is seated in the driver's seat of a car, looking out the window with a slight smile. The background outside the car is a blurred green landscape, suggesting a forest or park. The lighting is soft and natural, coming from the side.

TRAILER

F HD

Multiplying your child's intelligence

- Create a positive environment
- The earlier you start the easier it is
- Treasure the opportunities when they are young: use effective methodologies
- Frequency, Intensity and FUN

Your most important tool for education

- Love
- Respect
- Joy
- Trust



A photograph of a man with short dark hair, wearing a blue sweater, smiling warmly as he holds a young child with light brown hair. The child is wearing a yellow and white plaid shirt and has their arms around the man's neck. The background is a plain, light-colored wall. The entire image is overlaid with a semi-transparent white filter.

Motivated Learner

Ultimate Aim

Reading is only the first step

A young child with blonde hair, wearing a purple shirt, is shown in a thoughtful or sad pose, resting their head on their hand. The background is a soft, out-of-focus indoor setting with warm lighting.

What if you don't maximize your child's intelligence?

1-1 Discussion

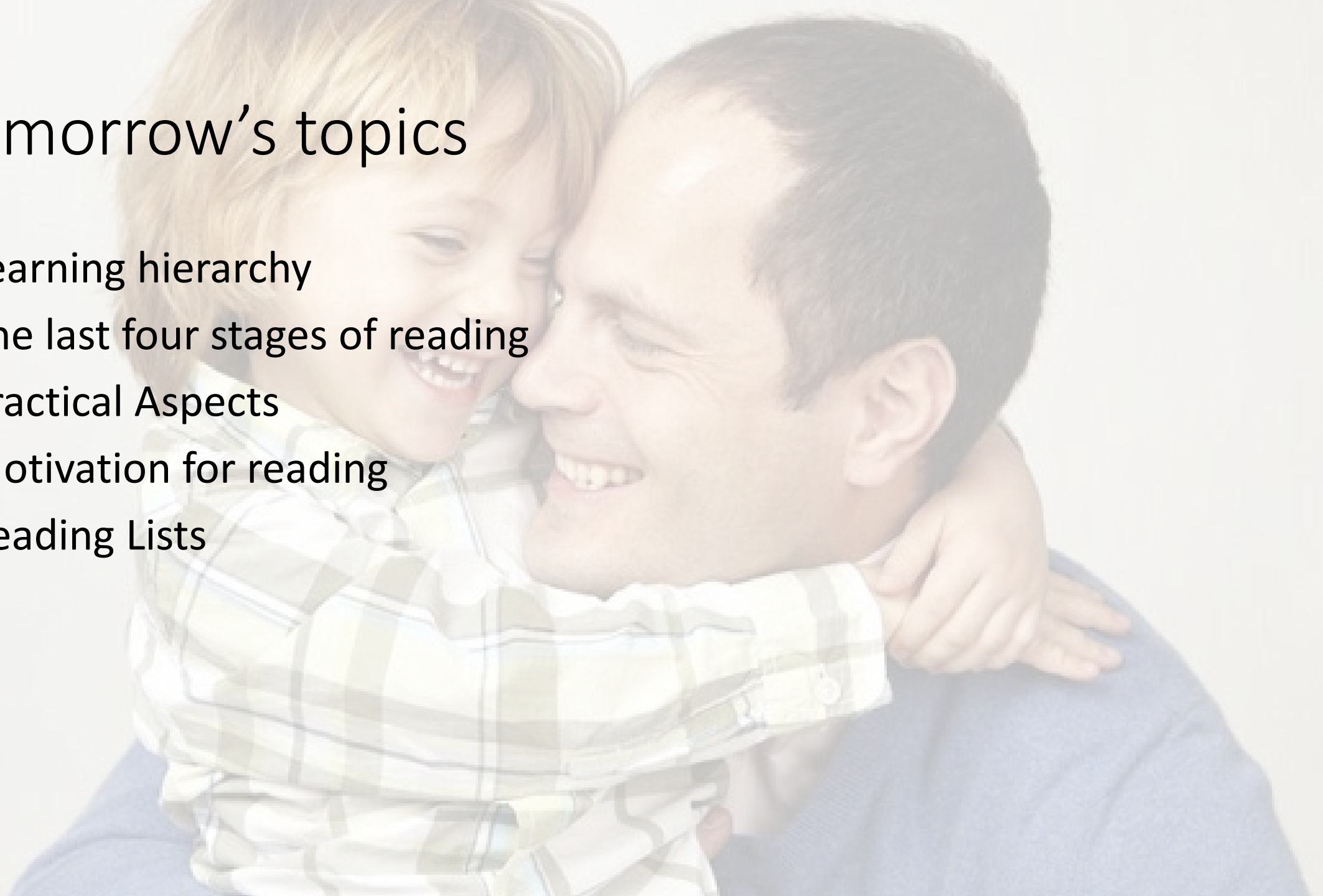
A photograph of a man and a young child hugging. The man is on the right, smiling, with his arms around the child. The child is on the left, also smiling, with their arms around the man's neck. The image is semi-transparent, serving as a background for the text.

Tomorrow

Practical – 1 year old child needed (may not be successful) – why?

Tomorrow's topics

- Learning hierarchy
- The last four stages of reading
- Practical Aspects
- Motivation for reading
- Reading Lists





Q&A